

Module 2

Workbook for Aziz's Displacement



Background

You have already acquired a small amount of factual knowledge in the introduction to the subject of displacement. Now you will get to know the story of Aziz.

The story of Aziz is based on facts. His name is of course a pseudonym, so his portrait is shown here as a drawing and not as a photo.

Goal

You can tell the story of Aziz. You can show important aspects of the subject of displacement by means of his story.

Work arrangement

In groups (Max. 5 groups per class)

Overview of Tasks

- Task AZ – 1 Life before Displacement
- Task AZ – 2 Reasons for Displacement
- Task AZ – 3 Route of Displacement
- Task AZ – 4 Life during Displacement
- Task AZ – 5 Dreams and Realities
- Task AZ – 6 Overview of fates

The notes you take will be an important basis for sharing with the other groups and comparing the different displaced stories.

Task AZ – 1

Life before Displacement

With the information on the website, try to find out what Aziz's life was like before his displacement. Write down your solutions below the following four headlines, and exchange them with the other members of your group.

Age or year of birth/country of origin

.....

.....

.....

.....

.....

.....

.....

.....

Profession/work/school

.....

.....

.....

.....

.....

.....

.....



Family

.....

.....

.....

.....

.....

.....

.....

Everyday life

.....

.....

.....

.....

.....

Task AZ – 2

Reasons for Displacement

People flee their home countries for different reasons. Get a good idea of what the situation was like in Afghanistan (the Hazaras) at the time when Aziz was forced to leave his home, and write down the most important facts. Work out Aziz's reasons for leaving his home.

(Political) problems in the country

Everyday threats

Displacement-related figures

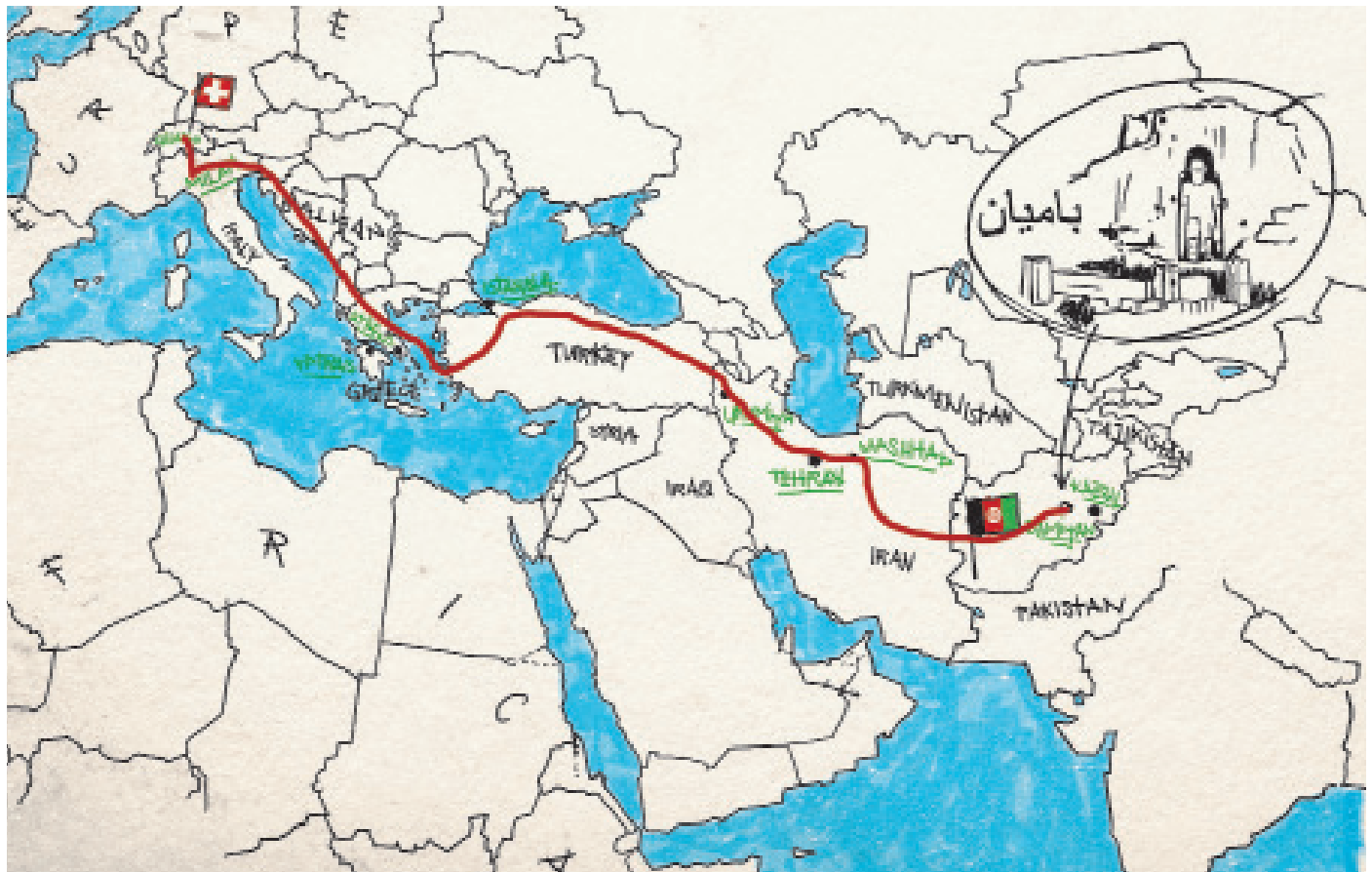
Reasons for displacement



Task AZ – 3

Route of Displacement

Based on the map, describe the route Aziz took during his displacement. Which countries did he travel through?



Task AZ – 4

Life during Displacement

Aziz was on the go for four years and was often faced with the worst possible circumstances. You can imagine what he has been through by reading his story. Make notes on what you have learnt about his displacement and allocate them to the relevant headlines.

Difficulties

.....

.....

.....



General situation en route

.....

.....

.....



Threats

.....

.....

.....



Transport and movement

.....

.....

.....



Task AZ – 5

Dreams and Realities

Without hardship, nobody would leave their homes. Various organisations try to create perspectives for the affected populations and give them a prospect for a better life in their home countries.

The five displaced characters (Aziz, Abdi, Hayat, Malaika and Mohammed) have now arrived in a safe place. However, they are now in a place where nobody has been waiting for them. A place where they might not even be welcome. How do they cope with being in this new place? What are their opportunities, and what are their dreams? And what does reality look like? What possibilities exist to facilitate their integration in the new place?




What does his new everyday life look like?

Profession/work/school



Reality

New opportunities? Ideas for possible integration in the new place?

<p>Task AZ - 6 Overview of fates</p>	<p>Aziz</p> 	<p>Hayat</p> 	<p>Mohammed</p> 	<p>Malaika</p> 	<p>Abdi</p> 
<p>1. Life before Displacement</p>					
<p>2. Reasons for Displacement</p>					
<p>3. Route of Displacement</p>					
<p>4. Life during Displacement</p>					
<p>5. Dreams and Realities</p>					

Module 2

Workbook for Hayat's Displacement



Background

You have already acquired a small amount of factual knowledge in the introduction to the subject of displacement. Now you will get to know the story of Hayat.

The story of Hayat is based on facts. His name is of course a pseudonym, so his portrait is shown here as a drawing and not as a photo.

Goal

You can tell the story of Hayat. You can show important aspects of the subject of displacement by means of his story.

Work arrangement

In groups (Max. 5 groups per class)

Overview of Tasks

- Task HA – 1 Life before Displacement
- Task HA – 2 Reasons for Displacement
- Task HA – 3 Route of Displacement
- Task HA – 4 Life during Displacement
- Task HA – 5 Dreams and Realities
- Task HA – 6 Overview of fates

The notes you take will be an important basis for sharing with the other groups and comparing the different displaced stories.

Task HA – 1

Life before Displacement

With the information on the website, try to find out what Hayat's life was like before her displacement. Write down your solutions below the following four headlines, and exchange them with the other members of your group.

Age or year of birth/country of origin

.....

.....

.....

.....

.....

.....

.....

Profession/work/school

.....

.....


.....

.....

.....

.....

.....



Family

.....

.....

.....

.....

.....

.....

.....

Everyday life

.....

.....

.....

.....

.....

.....

.....

Task HA – 2

Reasons for Displacement

People flee their home countries for different reasons. Get a good idea of what the situation was like in Syria at the time when Hayat was forced to leave her home, and write down the most important facts. Work out Hayat's reasons for leaving her home.



(Political) problems in the country

Everyday threats

Displacement-related figures in the country

Reasons for displacement

Task HA – 3

Route of Displacement

Based on the map, describe the route Hayat took during her displacement. Which regions did she travel through?



Task HA – 4

Life during Displacement

Hayat did not leave her home alone. You can imagine what she has been through by reading her story. Make notes on what you have learnt about her displacement, and allocate them to the relevant headlines.

Difficulties

.....
.....
.....



General situation en route

.....
.....
.....



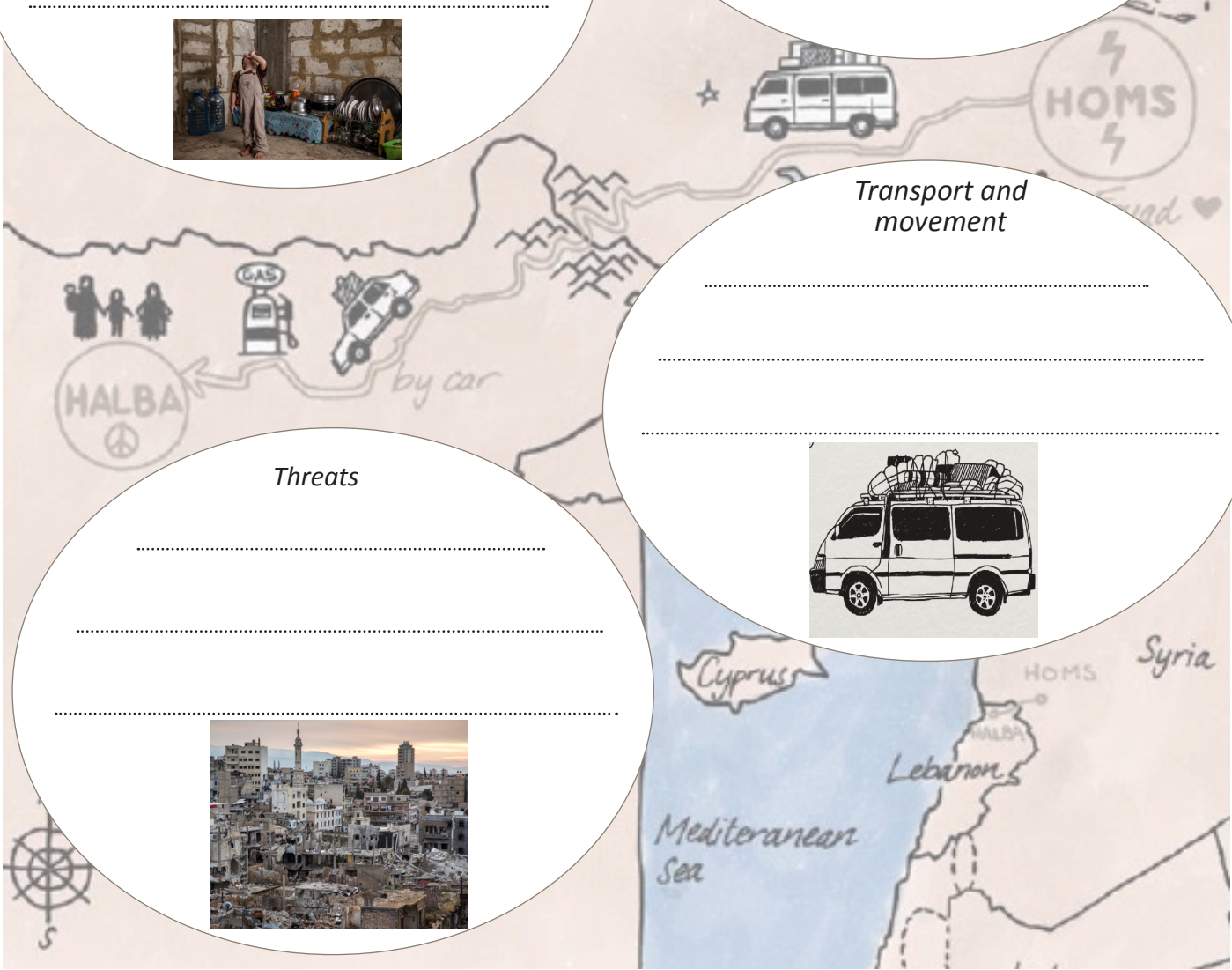
Transport and movement

.....
.....
.....



Threats

.....
.....
.....



Task HA – 5

Dreams and Realities

Without hardship, nobody would leave their homes. Various organisations try to create perspectives for the affected populations and give them a prospect for a better life in their home countries.

The five displaced characters (Aziz, Abdi, Hayat, Malaika and Mohammed) have now arrived in a safe place. However, they are now in a place where nobody has been waiting for them. A place where they might not even be welcome. How do they cope with being in this new place? What are their opportunities, and what are their dreams? And what does reality look like? What possibilities exist to facilitate their integration in the new place?

What does her new everyday life look like?

.....

.....

.....

.....

.....

.....

.....

.....

.....

Profession/work/school

.....

.....

.....

.....

.....

.....



Reality

.....

.....

.....

.....






New opportunities? Ideas for possible integration in the new place?

.....

.....

.....

.....

<p>Task HA - 6 Overview of fates</p>	<p>Aziz</p> 	<p>Hayat</p> 	<p>Mohammed</p> 	<p>Malaika</p> 	<p>Abdi</p> 
<p>1. Life before Displacement</p>					
<p>2. Reasons for Displacement</p>					
<p>3. Route of Displacement</p>					
<p>4. Life during Displacement</p>					
<p>5. Dreams and Realities</p>					

Module 2

Workbook for Mohammed's Displacement



Background

You have already acquired a small amount of factual knowledge in the introduction to the subject of displacement. Now you will get to know the story of Mohammed.

The story of Mohammed is based on facts. His name is of course a pseudonym, so his portrait is shown here as a drawing and not as a photo.

Goal

You can tell the story of Mohammed. You can show important aspects of the subject of displacement by means of his story.

Work arrangement

In groups (Max. 5 groups per class)

Overview of Tasks

- Task MO – 1 Life before Displacement
- Task MO – 2 Reasons for Displacement
- Task MO – 3 Route of Displacement
- Task MO – 4 Life during Displacement
- Task MO – 5 Dreams and Realities
- Task MO – 6 Overview of fates

The notes you take will be an important basis for sharing with the other groups and comparing the different displaced stories.

Task MO – 1

Life before Displacement

With the information on the website, try to find out what Mohammed's life was like before his displacement. Write down your solutions below the following four headlines, and exchange them with the other members of your group.

Age or year of birth/country of origin

.....

.....

.....

.....

.....

.....

.....

Profession/work/school

.....

.....

.....

.....

.....

.....

.....



Family

.....

.....

.....

.....

.....

.....

.....

Everyday life

.....

.....

.....

.....

.....

.....

.....


Task MO – 2

Reasons for Displacement

People flee their home countries for different reasons. Get a good idea of what the situation was like in Syria at the time when Mohammed was forced to leave his home, and write down the most important facts. Work out Mohammed's reasons for leaving his home.



(Political) problems in the country



Everyday threats



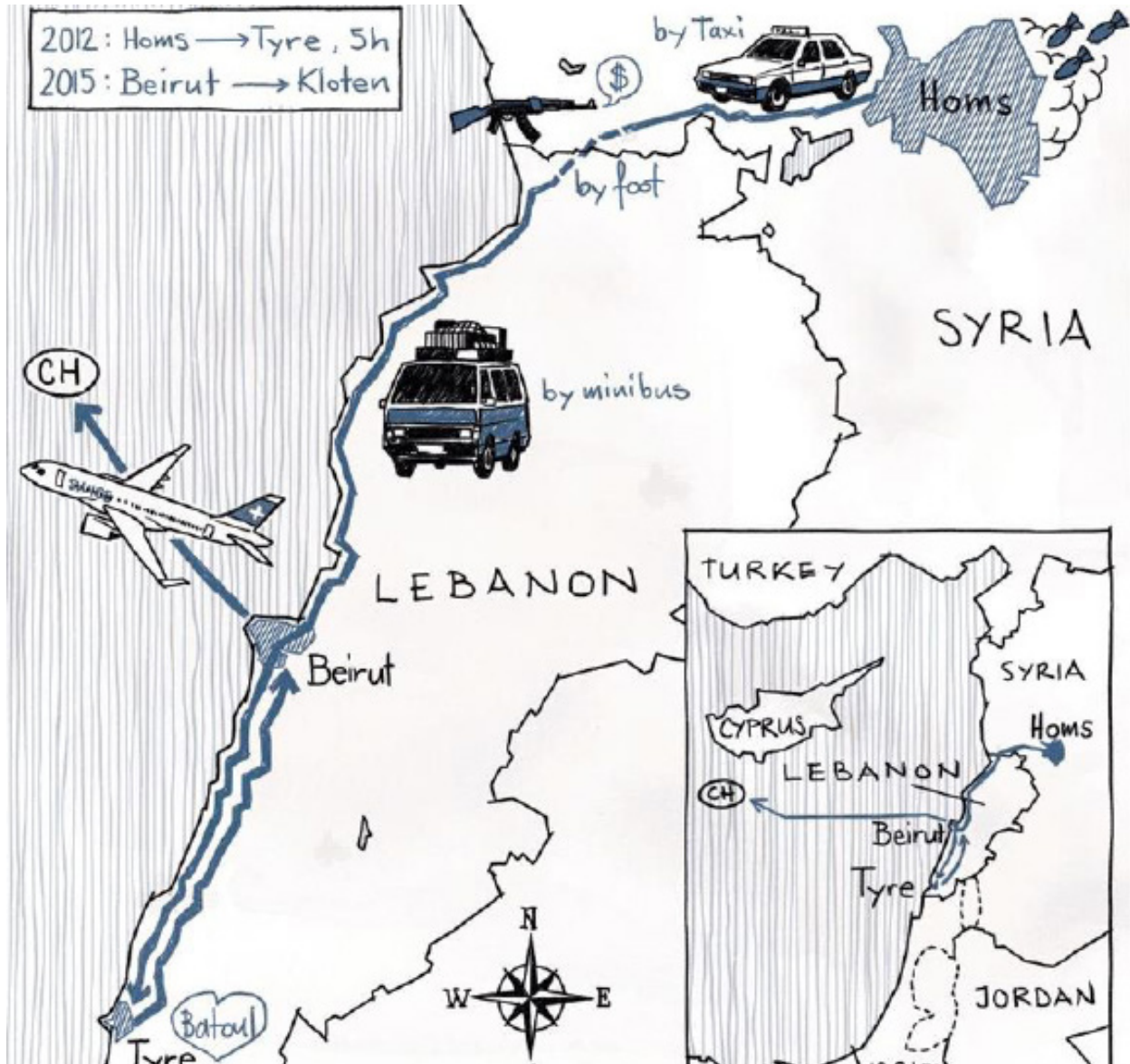
Displacement-related figures in the country

Reasons for displacement

Task MO – 3

Route of Displacement

Based on the map, describe the route Mohammed took during his displacement. Which regions did he travel through?



Task MO – 4

Life during Displacement

Mohammed hat Schlimmes vor seiner Flucht erlebt. Anhand seiner Fluchtgeschichte kannst du dir ein Bild davonmachen. Schreibe stichwortartig zu den Überbegriffen auf, was du über sein Leben auf der Flucht erfahren hast.

Difficulties

.....

.....

.....



General situation en route

.....

.....

.....



Transport and movement

.....

.....

.....

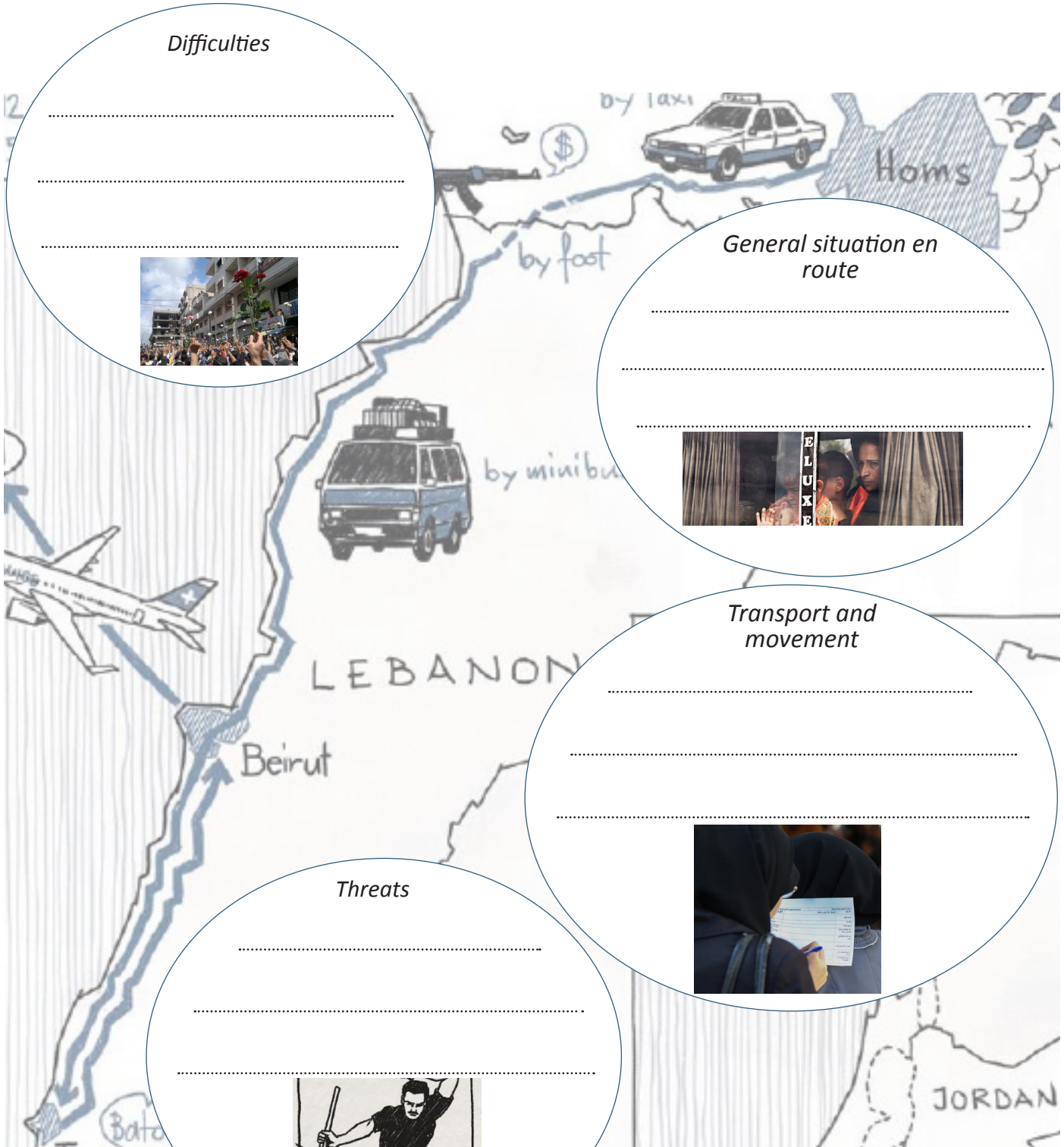


Threats

.....

.....

.....



Task MO – 5

Dreams and Realities

Without hardship, nobody would leave their homes. Various organisations try to create perspectives for the affected populations and give them a prospect for a better life in their home countries.

The five displaced characters (Aziz, Abdi, Hayat, Malaika and Mohammed) have now arrived in a safe place. However, they are now in a place where nobody has been waiting for them. A place where they might not even be welcome. How do they cope with being in this new place? What are their opportunities, and what are their dreams? And what does reality look like? What possibilities exist to facilitate their integration in the new place?

What does his new everyday life look like?

.....

.....

.....

.....

.....

.....

.....

.....

.....

Profession/work/school

.....

.....

.....

.....

.....

.....



Reality

.....

.....

.....

.....

New opportunities? Ideas for possible integration in the new place?






.....

.....

.....

.....

.....

<p>Task MO - 6 Overview of fates</p>	<p>Aziz</p> 	<p>Hayat</p> 	<p>Mohammed</p> 	<p>Malaika</p> 	<p>Abdi</p> 
<p>1. Life before Displacement</p>					
<p>2. Reasons for Displacement</p>					
<p>3. Route of Displacement</p>					
<p>4. Life during Displacement</p>					
<p>5. Dreams and Realities</p>					

Module 2

Workbook for Malaika's Displacement



Background

You have already acquired a small amount of factual knowledge in the introduction to the subject of displacement. Now you will get to know the story of Malaika.

The story of Malaika is based on facts. His name is of course a pseudonym, so his portrait is shown here as a drawing and not as a photo.

Goal

You can tell the story of Malaika. You can show important aspects of the subject of displacement by means of his story.

Work arrangement

In groups (Max. 5 groups per class)

Overview of Tasks

- Task MA – 1 Life before Displacement
- Task MA – 2 Reasons for Displacement
- Task MA – 3 Route of Displacement
- Task MA – 4 Life during Displacement
- Task MA – 5 Dreams and Realities
- Task MA – 6 Overview of fates

The notes you take will be an important basis for sharing with the other groups and comparing the different displaced stories.

Task MA – 1

Life before Displacement

With the information on the website, try to find out what Malaika's life was like before her displacement. Write down your solutions below the following four headlines, and exchange them with the other members of your group.

Age or year of birth/country of origin

Profession/work/school

Family



Everyday life

Task MA – 2

Reasons for Displacement

People flee their home countries for different reasons. Get a good idea of what the situation was like in South Sudan at the time when Malaika was forced to leave her home, and write down the most important facts. Work out Malaika's reasons for leaving her home.



(Political) problems in the country

Everyday threats

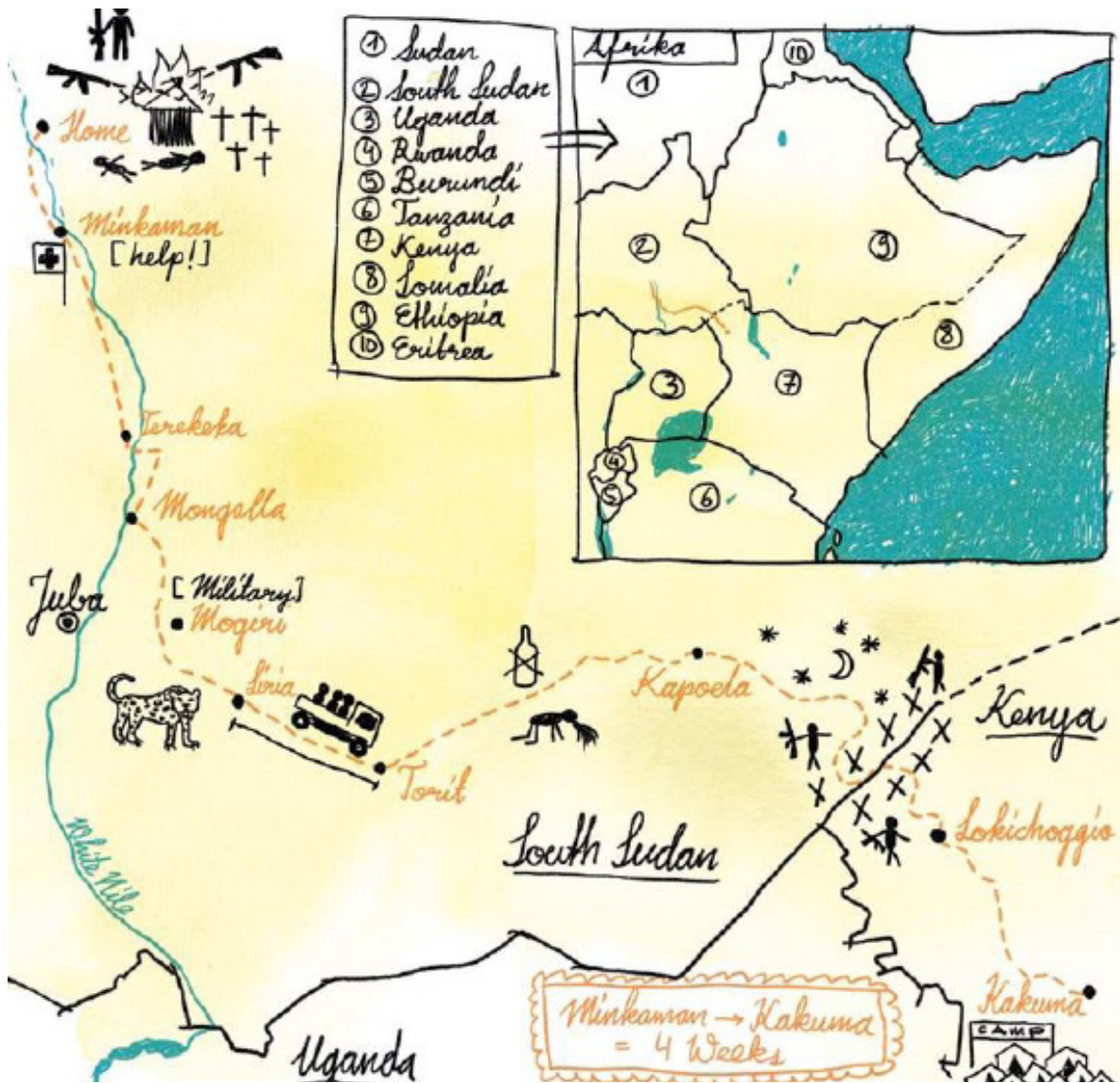
Displacement-related figures in the country

Reasons for displacement

Task MA – 3

Route of Displacement

Based on the map, describe the route Malaika took during her displacement. Which regions did she travel through?



Task MA – 4

Life during Displacement

Malaika was on the go for a long time and was faced with the worst possible circumstances. You can imagine what she has been through by reading her story. Make notes on what you have learnt about her displacement and allocate them to the relevant headlines.

Difficulties

.....

.....

.....



General situation en route

.....

.....

.....



Transport and movement

.....

.....

.....

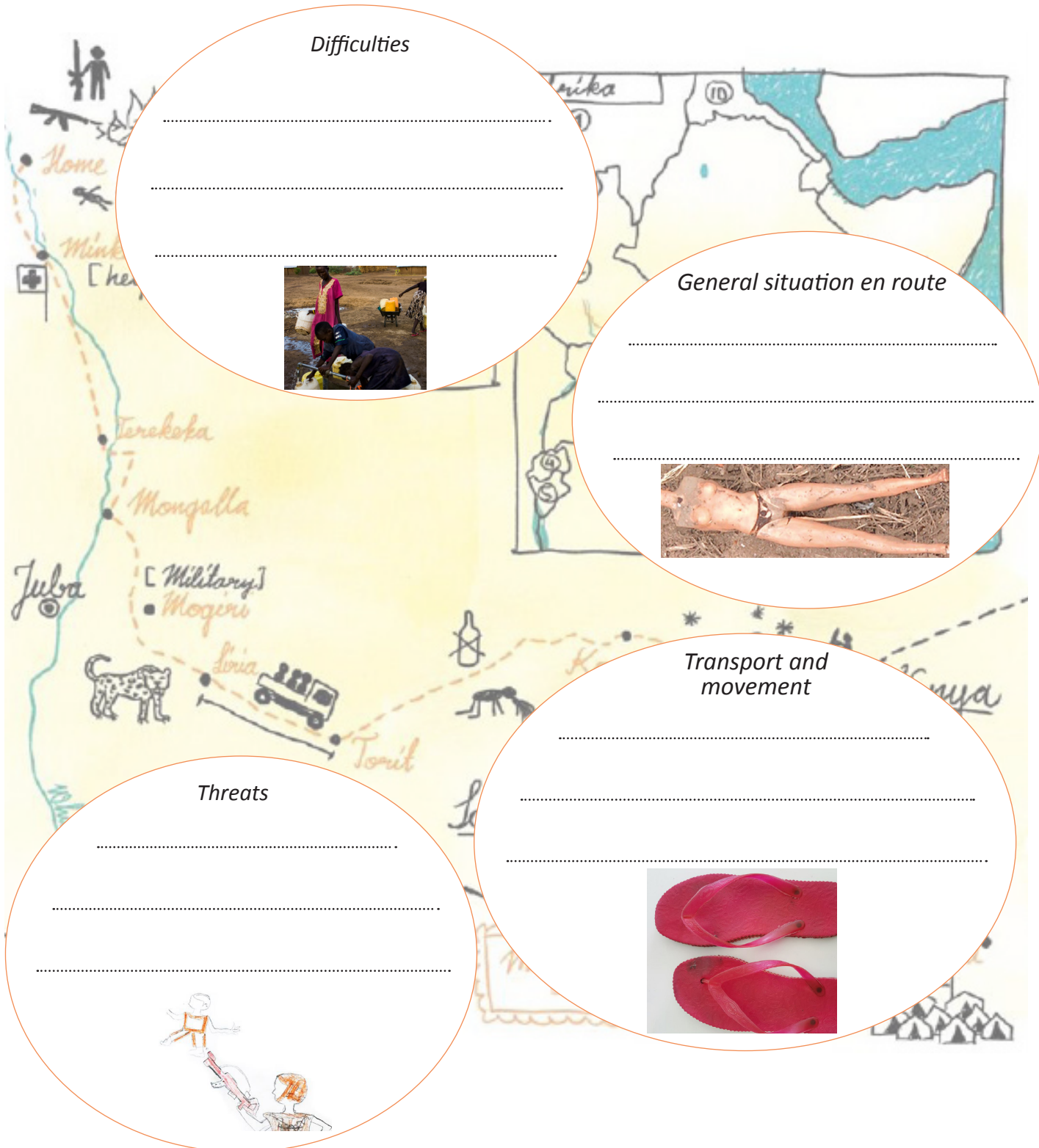


Threats

.....

.....

.....



Task MA – 5

Dreams and Realities

Without hardship, nobody would leave their homes. Various organisations try to create perspectives for the affected populations and give them a prospect for a better life in their home countries.

The five displaced characters (Aziz, Abdi, Hayat, Malaika and Mohammed) have now arrived in a safe place. However, they are now in a place where nobody has been waiting for them. A place where they might not even be welcome. How do they cope with being in this new place? What are their opportunities, and what are their dreams? And what does reality look like? What possibilities exist to facilitate their integration in the new place?






What does her new everyday life look like?

Profession/work/school



Reality

New opportunities? Ideas for possible integration in the new place?

<p>Task MA - 6 Overview of fates</p>	<p>Aziz</p> 	<p>Hayat</p> 	<p>Mohammed</p> 	<p>Malaika</p> 	<p>Abdi</p> 
<p>1. Life before Displacement</p>					
<p>2. Reasons of Displacement</p>					
<p>3. Route of Displacement</p>					
<p>4. Life during Displacement</p>					
<p>5. Dreams and Realities</p>					

Module 2

Workbook for Abdi's Displacement



Background

You have already acquired a small amount of factual knowledge in the introduction to the subject of displacement. Now you will get to know the story of Abdi.

The story of Abdi is based on facts. His name is of course a pseudonym, so his portrait is shown here as a drawing and not as a photo.

Goal

You can tell the story of Abdi. You can show important aspects of the subject of displacement by means of his story.

Work arrangement

In groups (Max. 5 groups per class)

Overview of Tasks

- Task AB – 1 Life before Displacement
- Task AB – 2 Reasons for Displacement
- Task AB – 3 Route of Displacement
- Task AB – 4 Life during Displacement
- Task AB – 5 Dreams and Realities
- Task AB – 6 Overview of fates

The notes you take will be an important basis for sharing with the other groups and comparing the different displaced stories.

Task AB – 1

Life before Displacement

With the information on the website, try to find out what Abdi's life was like before his displacement. Write down your solutions below the following four headlines, and exchange them with the other members of your group.

Age or year of birth/country of origin

.....

.....

.....

.....

.....

.....

.....

Profession/work/school

.....

.....

.....

.....

.....

.....

.....

Family

.....

.....

.....

.....

.....

.....

.....

Everyday life

.....

.....

.....

.....

.....

.....

.....



Task AB – 2

Reasons for Displacement

People flee their home countries for different reasons. Get a good idea of what the situation was like in Somalia at the time when Abdi was forced to leave his home, and write down the most important facts. Work out Abdi's reasons for leaving his home.



(Political) problems in the country

Everyday threats

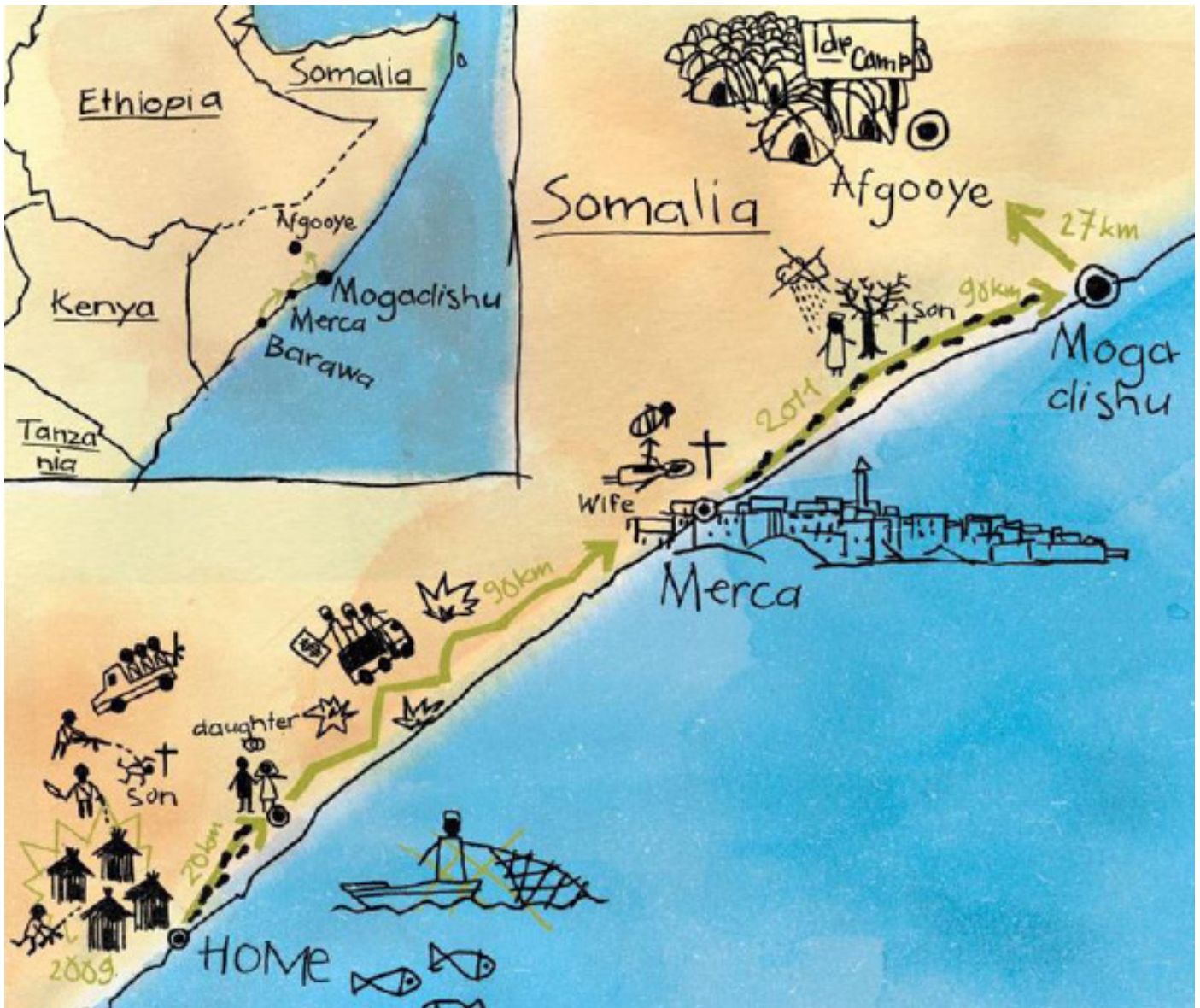
Displacement-related figures in the country

Reasons for Displacement

Task AB – 3

Route of Displacement

Based on the map, describe the route Abdi took during his displacement. Which regions did he travel through?



Task AB – 4

Life during Displacement

Abdi was on the go for a long time and was often faced with the worst possible circumstances. You can imagine what he has been through by reading his story. Make notes on what you have learnt about his displacement and allocate them to the relevant headlines.


General situation en route



Difficulties



Transport and movement



Threats



Task AB – 5

Dreams and Realities

Without hardship, nobody would leave their homes. Various organisations try to create perspectives for the affected populations and give them a prospect for a better life in their home countries.

The five displaced characters (Aziz, Abdi, Hayat, Malaika and Mohammed) have now arrived in a safe place. However, they are now in a place where nobody has been waiting for them. A place where they might not even be welcome. How do they cope with being in this new place? What are their opportunities, and what are their dreams? And what does reality look like? What possibilities exist to facilitate their integration in the new place?

What does his new everyday life look like?

.....

.....

.....

.....

.....

.....

.....

.....

Profession/work/school

.....

.....

.....

.....

.....

.....



Reality

.....

.....

.....

.....

New opportunities? Ideas for possible integration in the new place?





.....

.....

.....

.....

.....

<p>Task AB - 6 Overview of fates</p>	<p>Aziz</p> 	<p>Hayat</p> 	<p>Mohammed</p> 	<p>Malaika</p> 	<p>Abdi</p> 
<p>1. Life before Displacement</p>					
<p>2. Reasons of Displacement</p>					
<p>3. Route of Displacement</p>					
<p>4. Life during Displacement</p>					
<p>5. Dreams and Realities</p>					